

Roller Shades

Modern designs to manage light,
privacy and energy efficiency



Discover
a new view.

Smart design on a roll.

Roller shades complement any décor, combining upscale design with low maintenance. They're a simple way to elevate the look of your space while delivering a major impact on comfort and energy efficiency.

Control your environment.

Manage the sun's heat and light with interior solar shade fabrics. Choose from a wide selection to help protect your furnishings from UV damage and improve patient and staff experience by reducing glare.

Manage privacy.

Tighter fabric weave shades keep light out and provide greater privacy for patient and exam rooms, offices and meeting rooms. Our dual shades offer a sunscreen fabric shade and blackout shade, on the same window.

Elevate energy efficiency.

Roller shades help conserve energy year-round. In the winter, they keep heat from escaping, while in the summer, they help control the heat coming into your facility. They also allow for more natural light further reducing energy use.

Let us manage your project from start to finish.

From design consultation through implementation, our on-staff experts can manage your project every step of the way.



Why choose roller shades?

- Energy efficient
- Modern design
- Durable
- Repels dust and dirt
- Fire retardant
- Easy maintenance
- Superior UV protection
- Wide range of fabrics, colors and styles
- Improves patient satisfaction

HunterDouglas 
Architectural

We are proud to be a partner of Hunter Douglas Architectural, a leading fabricator of window coverings.

Clutch systems

The right mechanics for smooth operating.


Our complete selection of clutch systems is designed to fit your needs and budget—from manual chain-operated systems to automated solutions.*

*Technical data sheet available upon request



Motorized—Automated Solutions

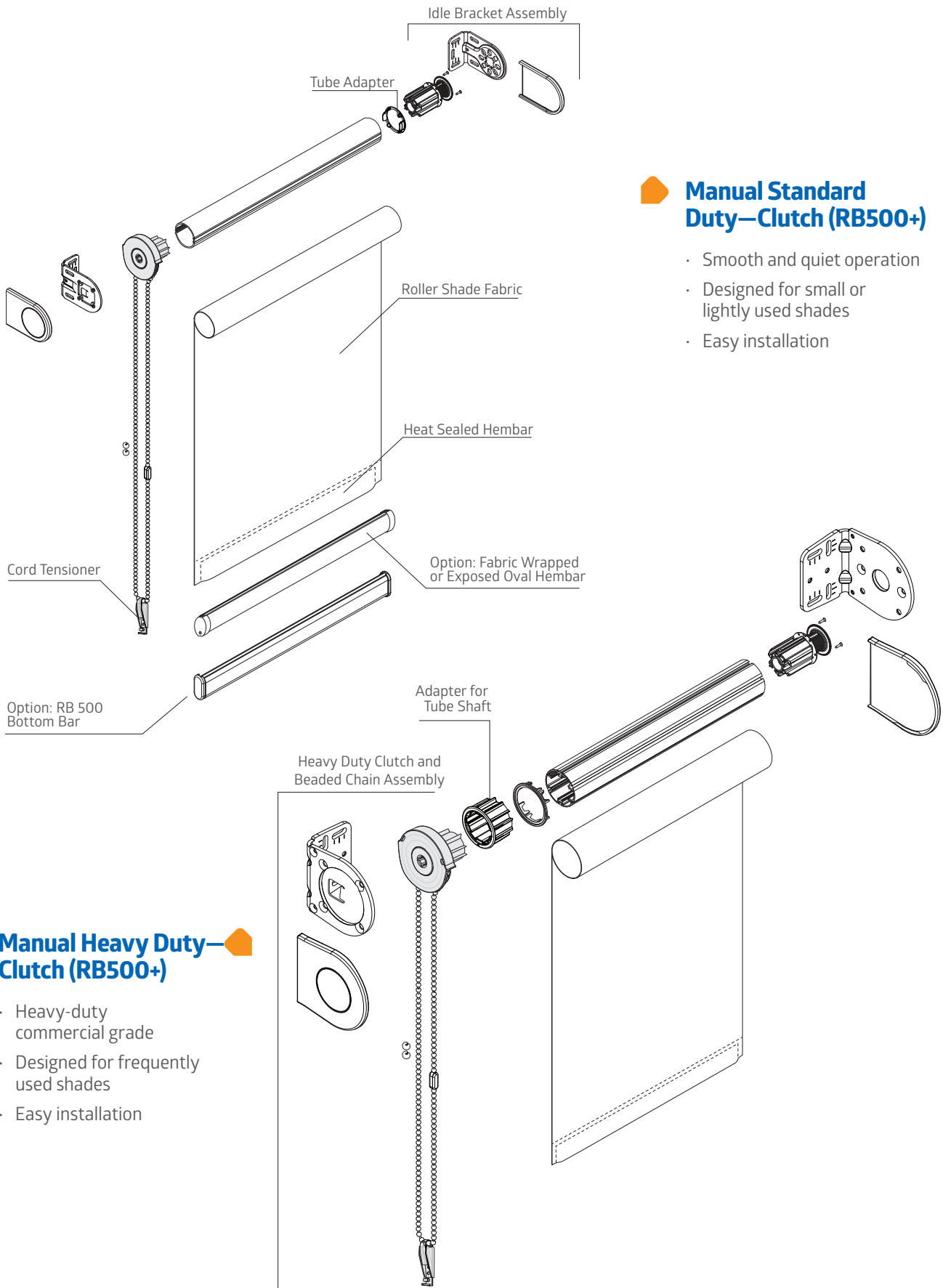
- Adjust shades at the touch of a button
- Heavy-duty commercial clutch
- Couple or band shades to optimize your control



Adjust shades from anywhere in the vicinity with remote control transmitters.

Manual Standard Duty—Clutch (RB500+)

- Smooth and quiet operation
- Designed for small or lightly used shades
- Easy installation



Manual Heavy Duty—Clutch (RB500+)

- Heavy-duty commercial grade
- Designed for frequently used shades
- Easy installation

Fabric openness

Manage light, heat and save energy.

Made of durable, vinyl-coated polyester fabric, our shades are available in a variety of colors and openness levels, from 0–5%.*

- Openness refers to the weave structure, which determines the amount of light and heat that penetrates the fabric.
- Smaller percentages have a tighter fabric weave and block out the light for less glare—appropriate for patient rooms and exam rooms.
- Higher percentages have a looser weave to allow more light, heat and outward visibility—ideal for lobbies, offices and common areas.
- Blackout fabrics provide total light elimination.
- Fire-retardant¹; easy-to-clean with mild detergent or dry sponge.

No filter, or full filter.

Let in just the right amount of light.



1%



3%

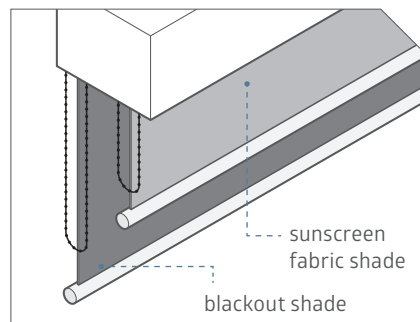


5%

Dual shades

Night and day in one design.

Our dual shades offer the best of both worlds—a sunscreen fabric shade and blackout shade on a single mounting bracket, giving you versatile light control.



Fabric colors


E Screen 75




White/White




White/Linen




White/Pearl




Pearl/Linen




Pearl/Pearl




Pearl/Grey




Charcoal/Apricot



Charcoal/Grey



Charcoal/Grey-Stone



Charcoal/Cocoa



Charcoal/Charcoal

GlacierScreen+




White/White



White/Linen




White/Pearl




White/Grey




White/Sand




Black/Pearl



Black/Grey



Black/Brown



Black/Black

Avila Twilight Blackout



White



Chalk



Canvas



Linen



Khaki



Marine



Pewter



Charcoal



Black

Fabric specifications

| | E Screen 75 | GlacierScreen+ | GlacierScreen+ RD 0% | Avila Twilight |
|----------------------------|---|---|---|---|
| Fabric Style | Light-filtering Basketweave | Light-filtering Basketweave | Blackout | Blackout |
| Max Fabric Width | 122" | 118" | 126" | 118" |
| Roll Length | 30 yards | 32.8 yards | 32.8 yards | 30 yards |
| Fabric Weight | 13.3 oz/yd ² | 14.7 oz/yd ² | 11.79 oz/yd ² | 14.5 oz/yd ² |
| Fabric Thickness | 0.020" | 0.028" | 0.014" | 0.020" |
| Openness | 1%, 3%, 5% | 1%, 3%, 5% | 0% | 0% |
| Composition | 36% Fiberglass; 64% Vinyl | 25% Polyester; 75% PVC | 100% Polyester with Acrylic Coated Backing | 37.5% Polyester; 62.5 Acrylic |
| UV Blockage | 99% | Approximately 99% | Approximately 100% | 100% |
| Fire Classification | NFPA 701-10 TM#1, California U.S. Title 19 | NFPA 701-10 TM#1, California U.S. Title 19 | NFPA 701-2010 TM#1, California U.S. Title 19 | NFPA 701-2004 TM#1, California U.S. Title 19 |
| Acoustical Value | NRC: 0.50; SAA: 0.50 | | NRC: 0.05; SAA: 0.03 | |
| Breaking Strength | Warp 280/Weft 250 lbs | | | |

1%*
Maximum UV blockage
(patient rooms, exam rooms)

3%*
Allows for outward visibility; filters glare and sun.
Most popular openness level in healthcare
(offices, conference rooms, common areas)

5%*
Blocks sun and delivers a high level of privacy but
allows for more light than 3%
(offices, conference rooms, common areas)

Blackout*
No light can pass through
(sleep labs, patient rooms, privacy areas)

* See enclosed color swatches; additional fabric choices available upon request



Decorative finishes

Complete your look with a finishing touch.

Designed to stylishly hide the roller shade controls, a matching fascia provides a crisp, finished look to your décor.*





* Fascia must be requested upon order

Fascia style

3" and 4" square aluminum



Fascia colors



Stainless steel beaded chain



Count on us for all things interior.

We do it all, seamlessly. Our design team will partner with you to determine the right solution for your space, then put it in place. From window treatments and cubicle curtains to quilts, bedspreads and furniture, we can coordinate these textiles throughout your facility.

Design inspiration: more window covering ideas.

Faux Wood Blinds

- Offers the look of real wood without the added cost
- Durability and warp-resistance stands up to humid conditions and sunlight
- Natural wood look adds sophistication to any space

Mini Blinds

- Popular hard window treatment
- Available in a variety of colors
- Allow for versatile light control
- Slats can be tilted or lifted to provide a clear, open view
- Quick and economical option

We also offer safe, attractive window covering options for a range of behavioral health facility needs.



Get started today.

Contact your Medline representative or learn more at interiors.medline.com




Medline Industries, Inc. Three Lakes Drive, Northfield, IL 60093
Medline United States
1-800-MEDLINE (633-5463)
medline.com | info@medline.com

Medline Canada
1-800-396-6996 | medline.ca | canada@medline.com
Medline México
01-800-831-0898 | medlinemexico.com | mexico@medline.com

Follow us    

Avila Twilight Blackout



0% Open shown in Linen



White

Chalk

Canvas

Linen

Khaki


Marine

Pewter


Charcoal

Black


E Screen 75



1% open shown in white/linen



3% open shown in white/linen



5% open shown in white/linen



White/White

White/Linen

White/Pearl

Pearl/Linen

Pearl/Pearl

Pearl/Grey

Charcoal/Apricot


Charcoal/Grey

Charcoal/Grey-Stone


Charcoal/Cocoa

Charcoal/Charcoal


GlacierScreen+



1% open shown in white/linen



3% open shown in white/linen



5% open shown in white/linen

Blackout GlacierScreen+ also available.



White/White

White/Linen

White/Pearl

White/Grey

White/Sand

Black/Pearl

Black/Grey

Black/Brown

Black/Black